



TRAILER

SPECIFICATIONS

Length	42' 5"	12.91 m
Width	8' 2"	2.5 m
Height	13' 2"	4 m
Cargo Space	27' 6" x 5' 10" x 7' 4"	8.4 x 1.8 x 2.2 m
Storage Compartment	10" x 13" x 3' 7"	0.25 x 0.33 x 1.1 m
Cargo Capacity	10000 lbs	4540 kg
Weight	24380 lbs	11060 kg

STAGE FLOOR

Length and Depth	30' x 24'	9.14 x 7.32 m
Length and Depth with Extension Platforms	46' x 36'	14 x 11 m
Height from Ground	3' 6" to 5' 3"	1.07 to 1.6 m
Design Live Load	100 lbs/ft ²	490 kg/m ²
Type of Surface	Plywood on steel	

ROOF

Length and Depth	31' 8" x 27' 1"	9.65 x 8.26 m
Clearance (Inclined roof)	14' 6" to 16' 11"	4.23 to 5.15 m
Maximum Height from Ground	23' 8"	7.21 m
Type of Surface	Fibreglass bonded on steel	
Loading Bearing Capacity †	12000 lbs	5450 kg
8 Rigging Points	1000 lbs each	454 kg each
2 Trusses - Central Roof (T1)	2000 lbs each	908 kg each
2 Trusses - Downstage and Upstage (T2)	1000 lbs each	454 kg each
2 Front Overhang Extensions	500 lbs each at 5' 11"	227 kg each at 1.81 m
2 Side Overhang Rigging Bars	1000 lbs each at 3'	454 kg each at 0.9 m
2 Side Overhang Rigging Bars *	2000 lbs each at 3' or 6'	908 kg each at 0.9 or 1.8 m

PRACTICAL ASPECTS

Installation Time once Levelling Complete	1 Hour - Less without windwalls
Personnel Required	1 Certified technician and 1 stage hand
Site Preparation	None
Heavy Machinery Required	None
Mode of Transportation	1 Fifth-wheel tractor
Gust Wind Resistance	60 mph (97 km/h) with windwalls or 90 mph (145 km/h) without windwalls
Promotional Visibility	Rolling billboard or banners and posters
Vertical Banner Supports	Slide out of side overhang rigging bars to 12' (3.66 m)
Windwalls *	Weatherproof, fire-retardant reinforced vinyl
Horizontal Banner Supports *	Quick to install - Close to 80 ft ² (7.43 m ²) of promotional space
Floor Extension Platforms *	Integrated brackets - easy to install

Values indicated are nominal. Due to STAGELINE'S product improvement policy, technical specifications may change without notice.

† Please refer to rigging plan.

* Offered in option.

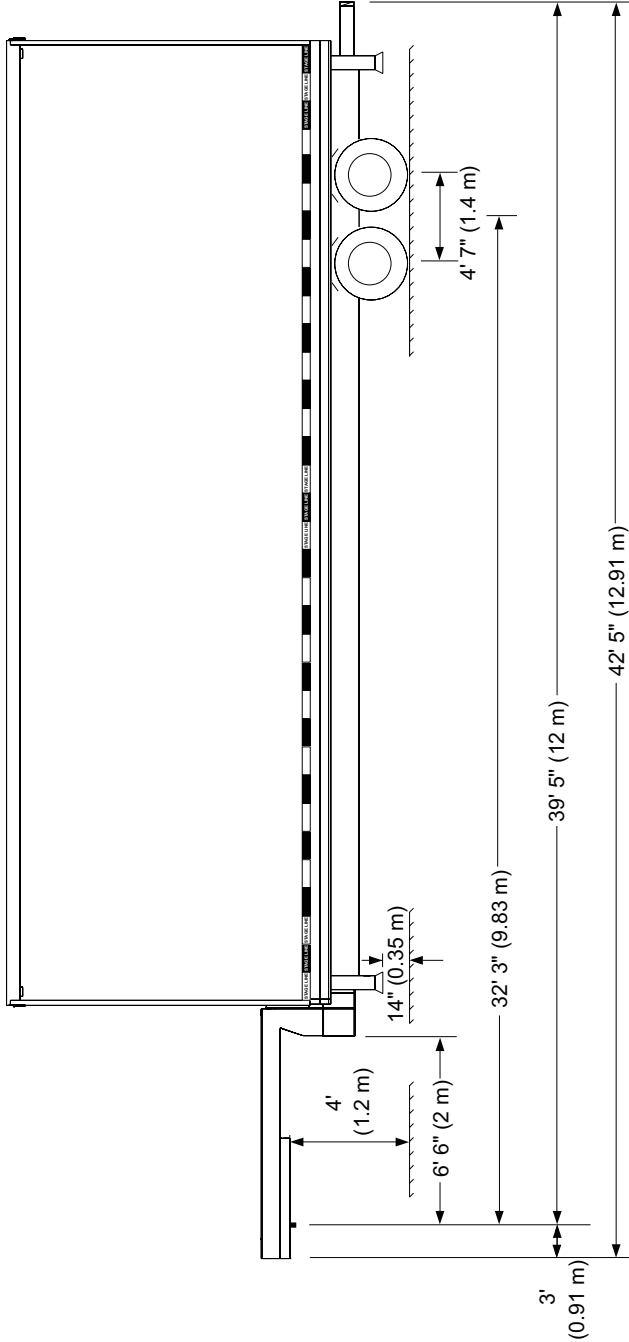
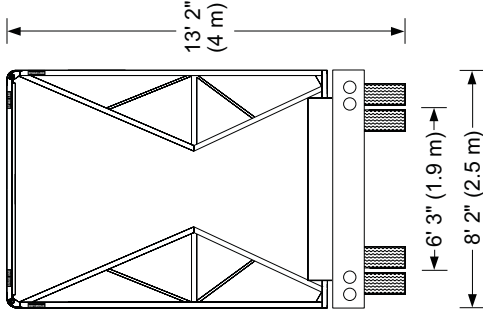
450 589-1063

Fax: 450 589-1711

1-800-267-8243 in N.A.

info@stageline.com

www.stageline.com

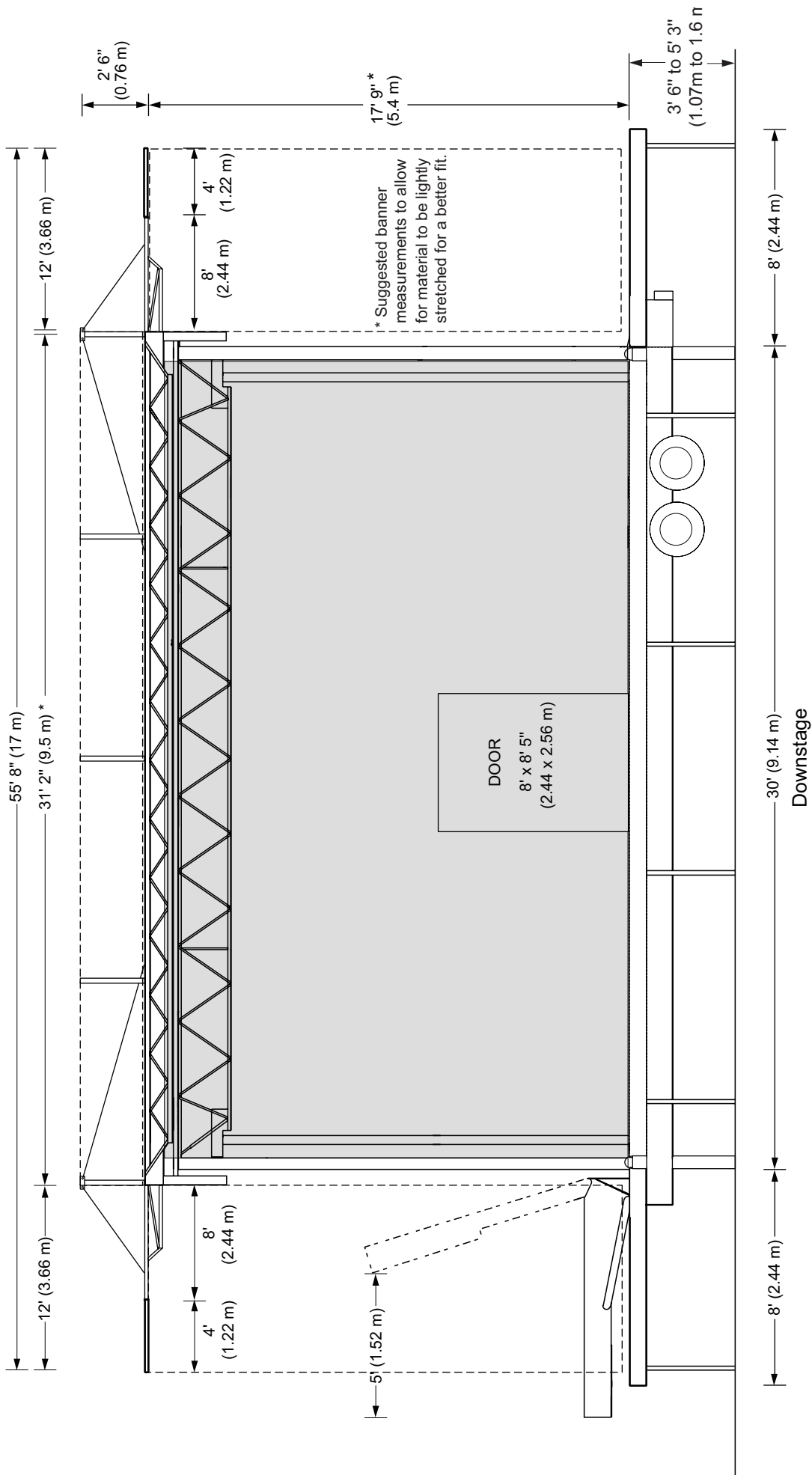


Weight	Lbs		Kg	
	(unladen)	(laden)	(unladen)	(laden)
Gross Weight	24380	34940	11060	15850
Weight on Axles	24940	11310		
Weight at Hitch	10000	4540		

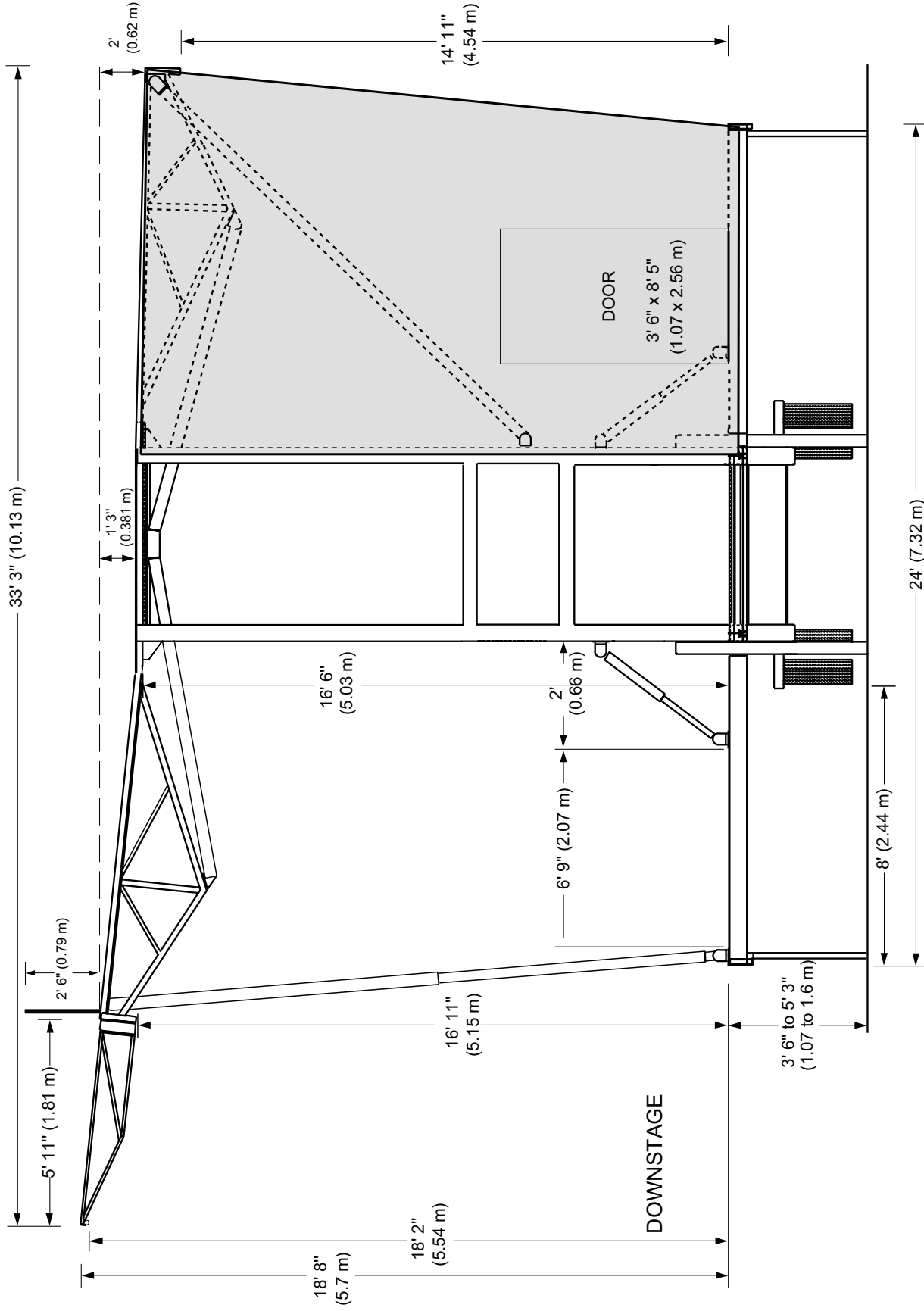
Mass & Dimensions

2. Technical specifications may change without notice.
 1. Mass may vary depending on options.
 3. Drawings are not to scale.

© 2007 - All rights reserved, MSR Mobile Stage Rentals. Any and all forms of adaptation or reproduction of this document including plans and drawings found herein, in whole or in part, are strictly forbidden without the written authorisation of MSR Mobile Stage Rentals.

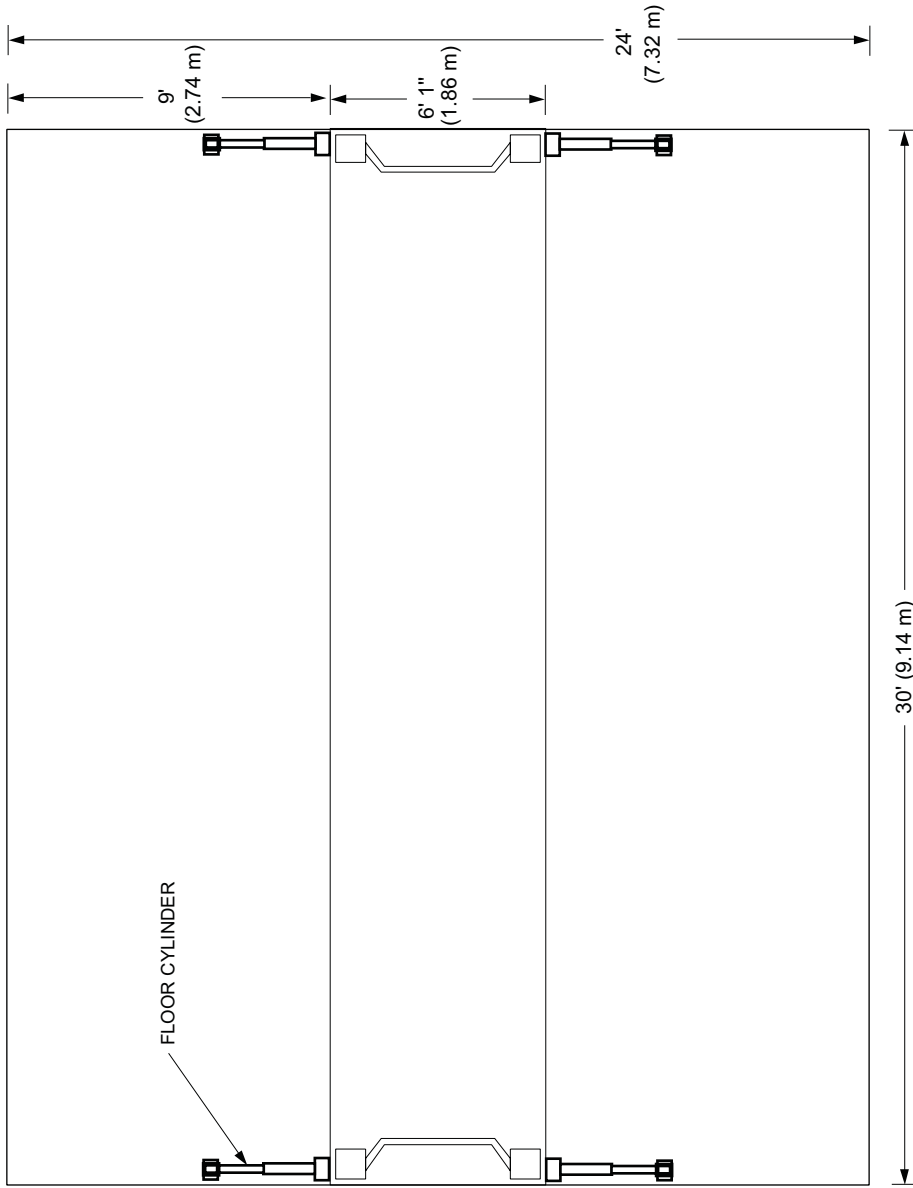


Front View with Windwalls & Banners



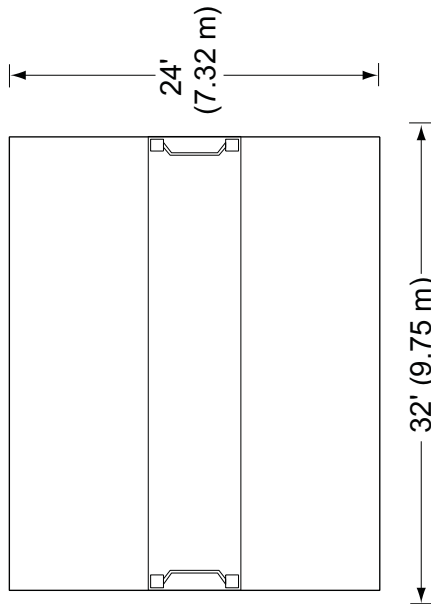
Side View with Windwalls and Banner


Stageline SL 200



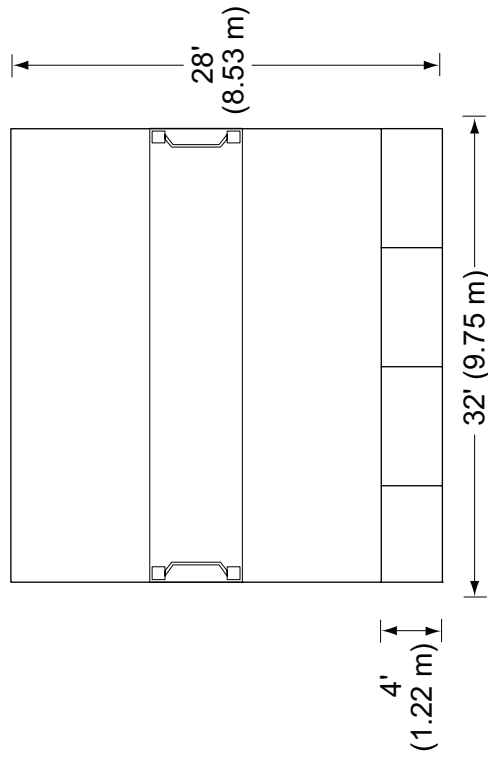
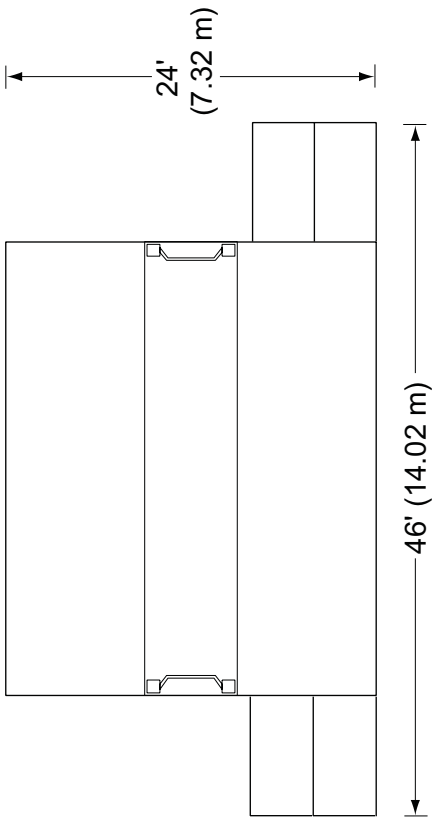
Floor View

Standard

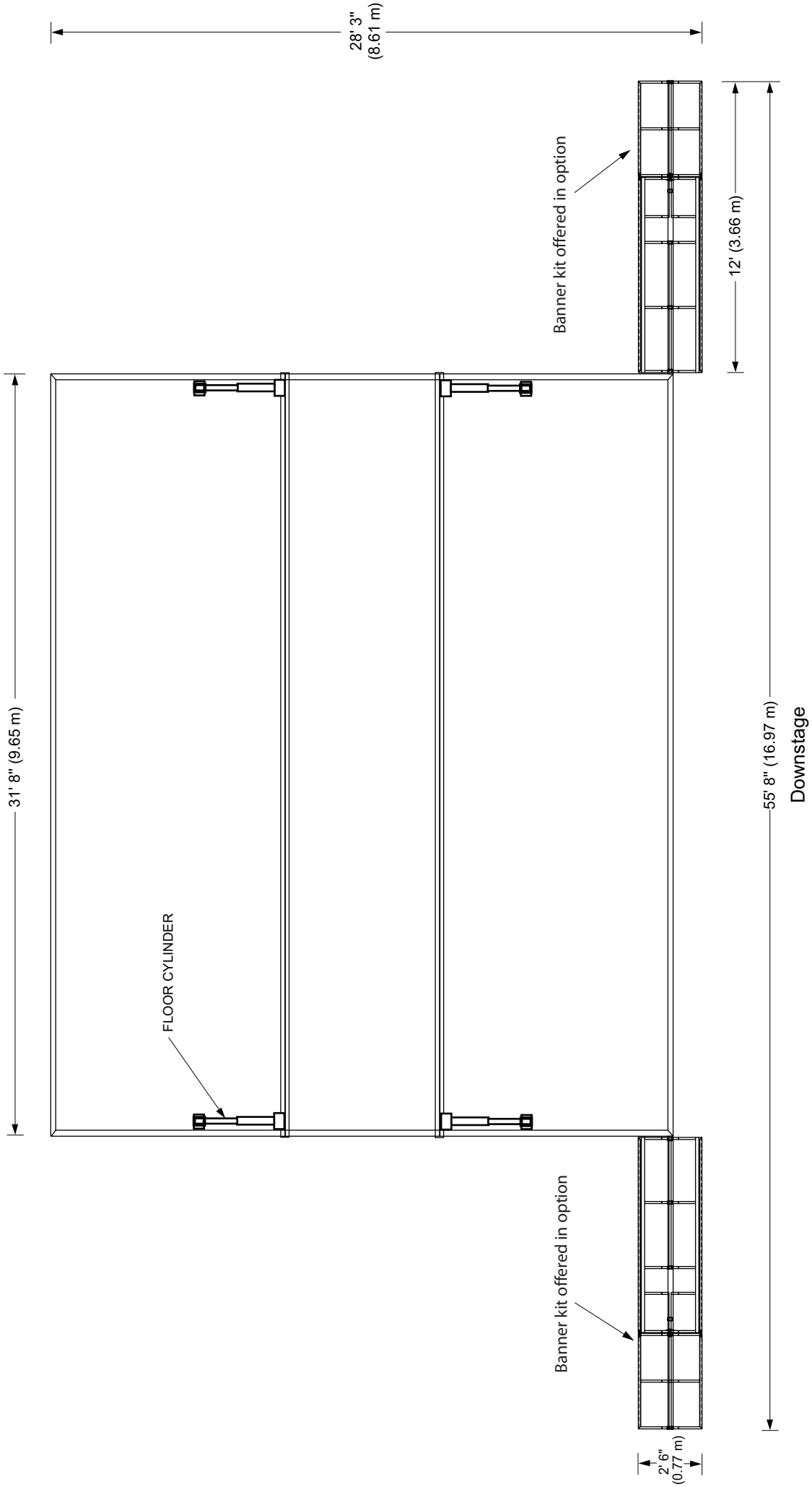


 = 4' x 8' (1.22 m x 4.88 m)
N.B. One guardrail per 4' (1.22 m)

Optional Configurations



Extension Platform Layouts



Roof View with Banner Supports

A thorough understanding of the inter-related loadings shown in this rigging plan is needed in order to safely use this mobile stage roof and to take full advantage of the many rigging opportunities it offers.

This mobile stage roof offers a variety of rigging options with regard to load capacity, placement and type.

There are a rigging pipe, trusses, roof rigging points and side overhang rigging beams.

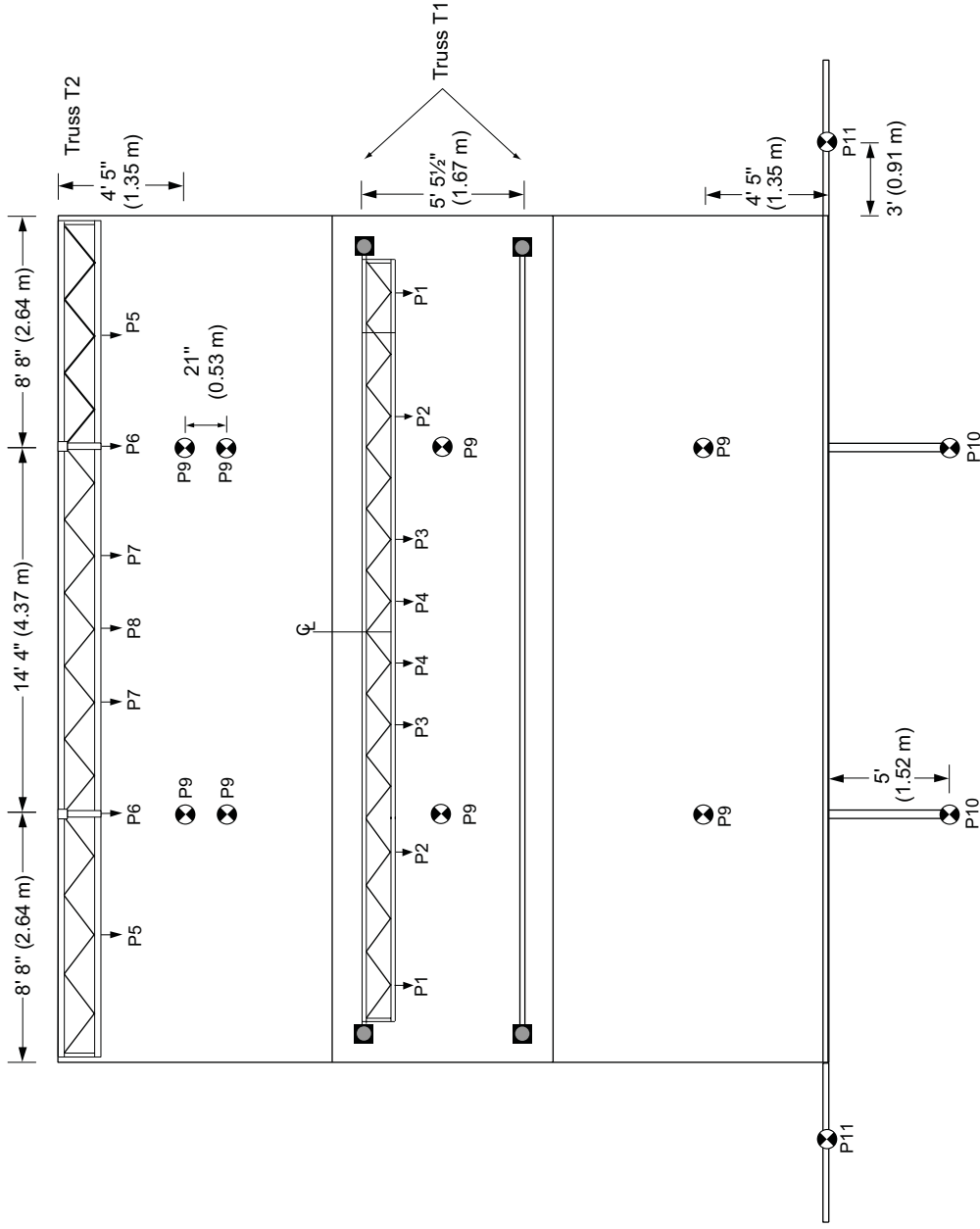
This rigging plan locates and defines these rigging features, includes load capacity for each and describes maximum combinations of loads amongst features.

Take note of exclusions, maximum sub-totals in a group, load balance requirements, maximum lifting capacity of roof and maximum rigging load on roof.

Rigging Point Maximum Load Capacity		
Point No.	Lbs	Kg
P1, P2, P9 & P11	1000	454
P3 & P4	700	318
P5, P6 & P10	500	227
P7 & P8	350	159

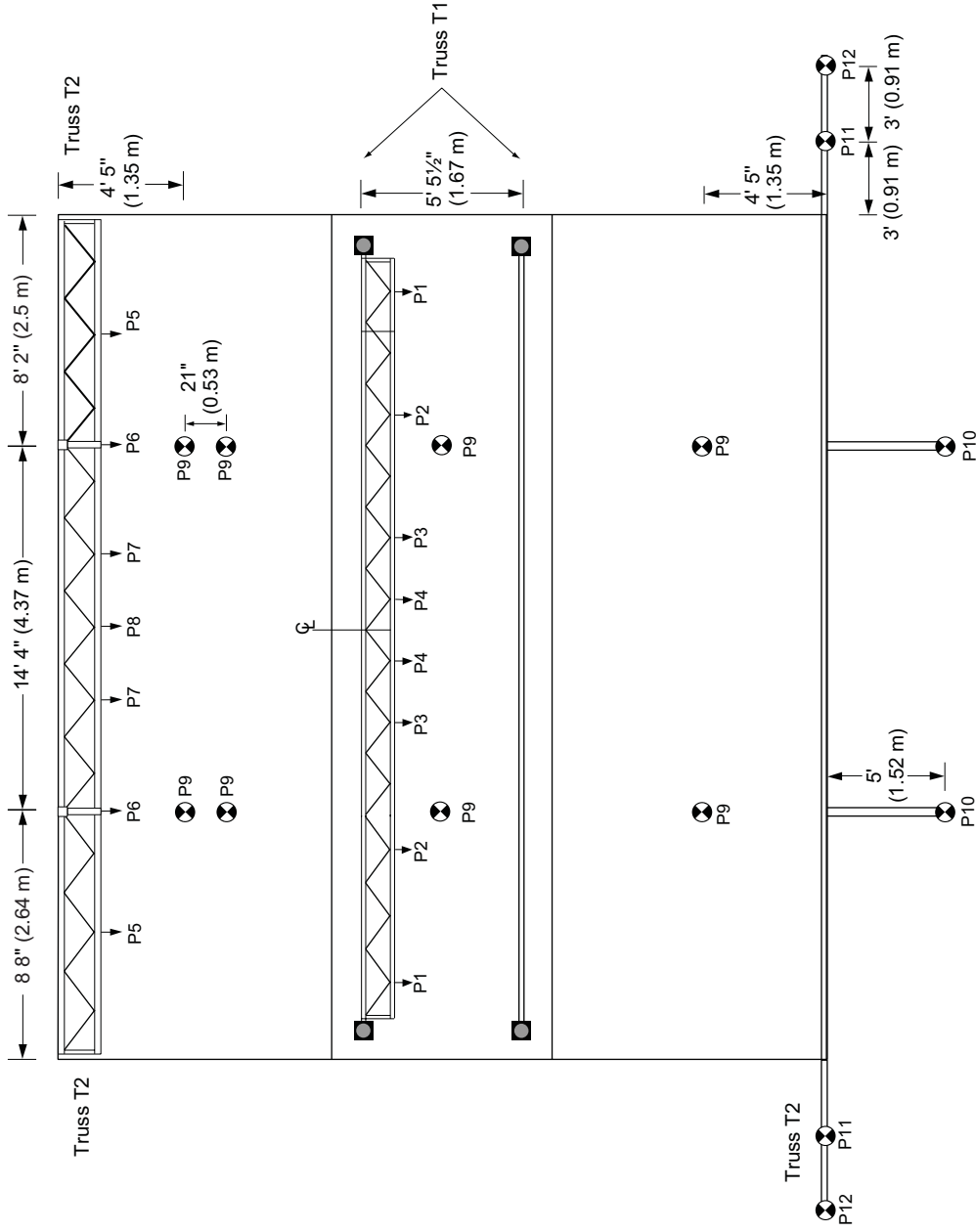
RIGGING RESTRICTIONS

- Use both P1s, P2s, P3s or P4s.
- Use both P5s, P6s, P7s or P8 alone.
- Do not load P10s concurrently with P5s to P9s.
- Total load on P4s must not exceed 700 lbs (318 kg).
- Load must not exceed 1000 lbs (454 kg) when using both left or right upstage panel P9s.
- All loads should be evenly distributed.



MAXIMUM LOAD BEARING CAPACITY: 12000 lbs (5455 kg)

Rigging Plan



MAXIMUM LOAD BEARING CAPACITY: 12000 lbs (5455 kg)

Rigging Plan - 908 kg (2000 lbs)

A thorough understanding of the inter-related loadings shown in this rigging plan is needed in order to safely use this mobile stage roof and to take full advantage of the many rigging opportunities it offers.

This mobile stage roof offers a variety of rigging options with regard to load capacity, placement and type.

There are a rigging pipe, trusses, roof rigging points and side overhang rigging beams.

This rigging plan locates and defines these rigging features, includes load capacity for each and describes maximum combinations of loads amongst features.

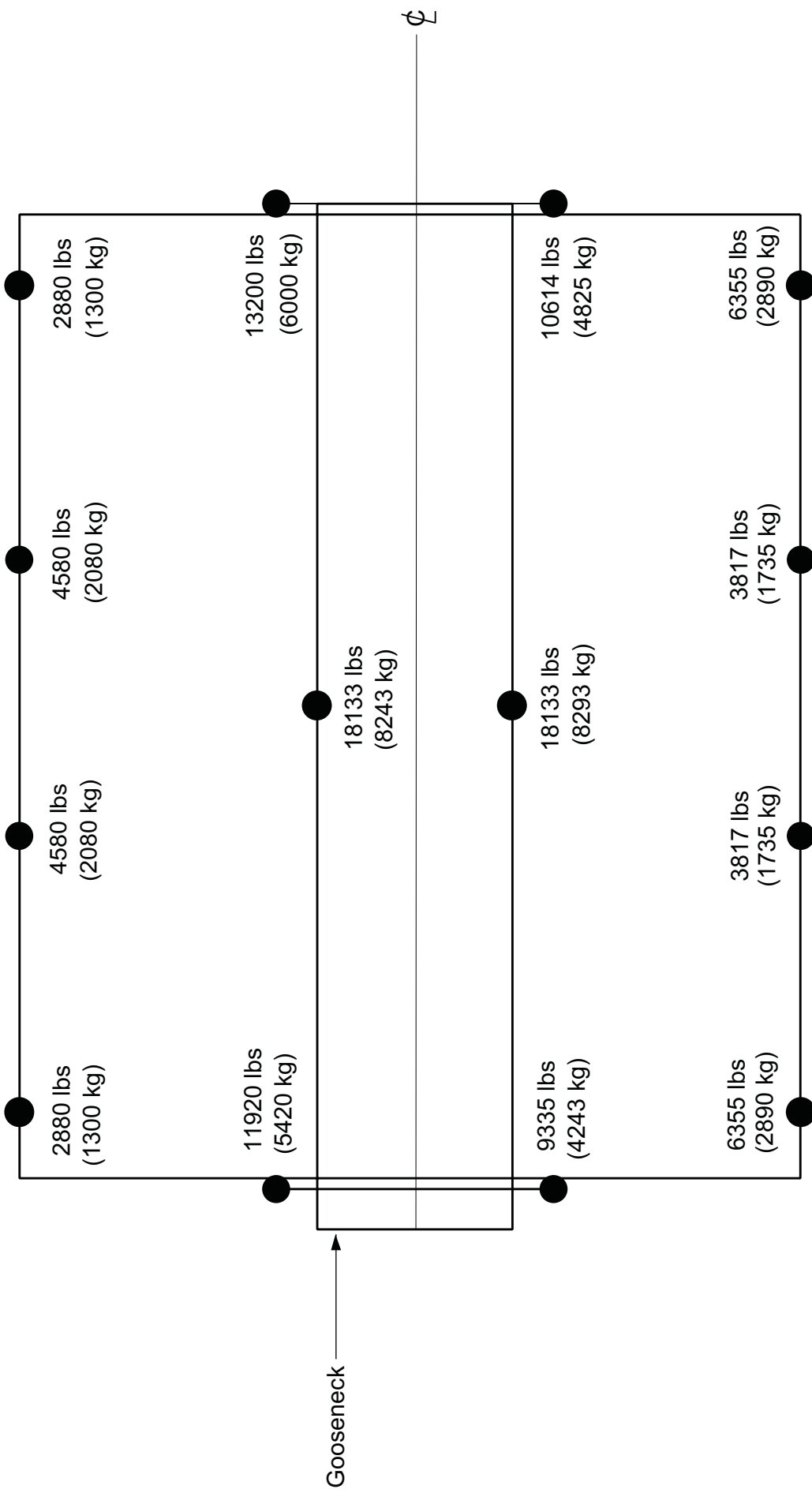
Take note of exclusions, maximum sub-totals in a group, load balance requirements, maximum lifting capacity of roof and maximum rigging load on roof.

Rigging Point Maximum Load Capacity	
Point No.	Lbs / Kg
P11 & P12	2000 / 908
P1, P2 & P9	1000 / 454
P3 & P4	700 / 318
P5, P6 & P10	500 / 227
P7 & P8	350 / 159

RIGGING RESTRICTIONS

- Use both P1s, P2s, P3s or P4s.
- Use both P5s, P6s, P7s or P8 alone.
- Total load on P11 and P12 must not exceed 2000 lbs (908 kg).
- Total load on P4s must not exceed 700 lbs (318 kg).
- Total load must not exceed 1000 lbs (454 kg) when using both left or right upstage panel P9s.
- Do not load P10s concurrently with P5s to P9s.

Stageline SL 200



Ground Support Capacity

Stage specifications subject to change without notice. Figures are nominal.

© 2007 - All rights reserved. MSR Mobile Stage Rentals. Any and all forms of adaptation or reproduction of this document including plans and drawings found herein, in whole or in part, are strictly forbidden without the written authorisation of MSR Mobile Stage Rentals.